

Hi-MO 4m

LR4-60HPB 345~375M

- Suitable for distributed projects
- Advanced module technology delivers superior module efficiency
 - M6 Gallium-doped Wafer
 - 9-busbar Half-cut Cell
- Excellent outdoor power generation performance
- Aesthetic appearance with all black module design

12

12-year Warranty for
Materials and Processing

25

25-year Warranty for Extra
Linear Power Output

Complete System and Product Certifications

IEC 61215, IEC 61730, UL 61730

ISO 9001:2008: ISO Quality Management System

ISO 14001: 2004: ISO Environment Management System

TS62941: Guideline for module design qualification and type approval

OHSAS 18001: 2007 Occupational Health and Safety

LONGI



20.6%
MAX MODULE
EFFICIENCY

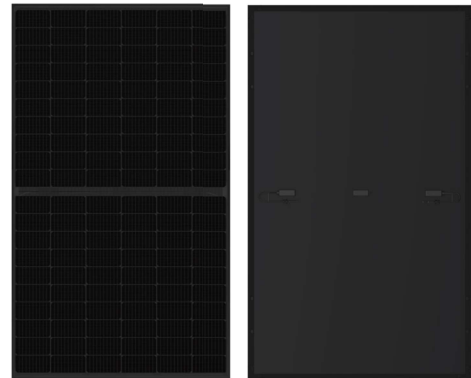
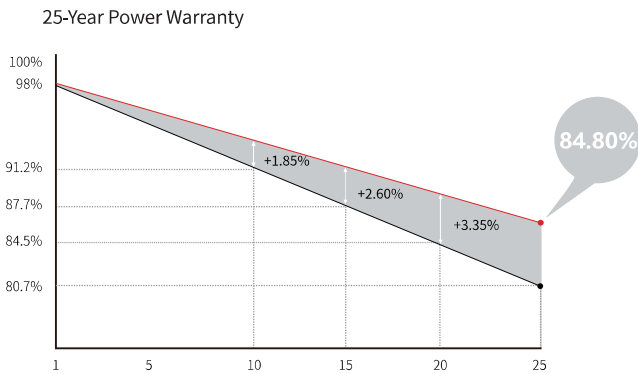
0~+5W
POWER
TOLERANCE

<2%
FIRST YEAR
POWER DEGRADATION

0.55%
YEAR 2-25
POWER DEGRADATION

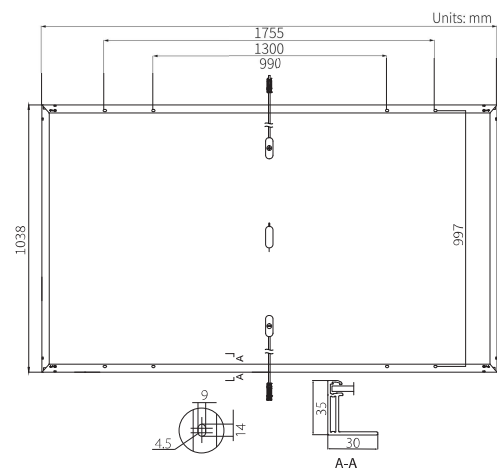
HALF-CELL
Lower operating temperature

Additional Value



Mechanical Parameters

| | |
|------------------|--|
| Cell Orientation | 120 (6×20) |
| Junction Box | IP68, three diodes |
| Output Cable | 4mm ² , 1200mm length can be customized |
| Glass | Single glass, 3.2mm coated tempered glass |
| Frame | Anodized aluminum alloy frame |
| Weight | 19.5kg |
| Dimension | 1755×1038×35mm |
| Packaging | 30pcs per pallet / 180pcs per 20' GP / 780pcs per 40' HC |



Electrical Characteristics

STC : AM1.5 1000W/m² 25°C

Test uncertainty for Pmax: ±3%

| | 345 | 350 | 355 | 360 | 365 | 370 | 375 |
|----------------------------------|-------|-------|-------|-------|-------|-------|-------|
| Power Class | 345 | 350 | 355 | 360 | 365 | 370 | 375 |
| Maximum Power (Pmax/W) | 345 | 350 | 355 | 360 | 365 | 370 | 375 |
| Open Circuit Voltage (Voc/V) | 40.2 | 40.4 | 40.6 | 40.8 | 41.0 | 41.2 | 41.4 |
| Short Circuit Current (Isc/A) | 11.06 | 11.16 | 11.25 | 11.33 | 11.41 | 11.50 | 11.58 |
| Voltage at Maximum Power (Vmp/V) | 34.2 | 34.4 | 34.6 | 34.8 | 35.0 | 35.2 | 35.4 |
| Current at Maximum Power (Imp/A) | 10.09 | 10.18 | 10.27 | 10.35 | 10.43 | 10.52 | 10.60 |
| Module Efficiency(%) | 18.9 | 19.2 | 19.5 | 19.8 | 20.0 | 20.3 | 20.6 |

Operating Parameters

| | |
|------------------------------------|------------------|
| Operational Temperature | -40°C ~ +85°C |
| Power Output Tolerance | 0 ~ +5 W |
| Voc and Isc Tolerance | ±3% |
| Maximum System Voltage | DC1000V (IEC/UL) |
| Maximum Series Fuse Rating | 20A |
| Nominal Operating Cell Temperature | 45±2°C |
| Protection Class | Class II |
| Fire Rating | UL type 1 or 2 |

Mechanical Loading

| | |
|-----------------------------------|--------------------------------------|
| Front Side Maximum Static Loading | 5400Pa |
| Rear Side Maximum Static Loading | 2400Pa |
| Hailstone Test | 25mm Hailstone at the speed of 23m/s |

Temperature Ratings (STC)

| | |
|---------------------------------|------------|
| Temperature Coefficient of Isc | +0.048%/°C |
| Temperature Coefficient of Voc | -0.270%/°C |
| Temperature Coefficient of Pmax | -0.350%/°C |